

# Mouse Monoclonal Antibody to ApoA5 (ab)

## Order Information

Catalog#	20006
Size/Concentration	50ul 100µl
Price(¥)	1280 2180

## Description

Apolipoprotein A5 (ApoA5) is fast gaining attention as a key regulator of serum triglyceride concentrations. An ApoA5 mouse knock-out model produced an approximately four fold increase in serum triglycerides, whereas a knock-in model with human ApoA5 produced 50

## Specification

Entrez GeneID	116519
Aliases	RAP3; APOAV; APOA-V
Clone#	1G5G9
Host/Isotype	Mouse IgG1
Storage	4°C; -20°C for long term storage. Avoid freeze /thaw cycles.
Species Reactivity	Human
Immunogen	Purified recombinant fragment of human APO A5 (AA: 20-363) expressed in E. Coli.
Formulation	Purified antibody in PBS containing 0.03% sodium azide.

## Application

ELISA	1/10000
WB	1/500 - 1/2000

## References

1. Pennacchio, L, Science 2001. 294, 169-173.
2. Prieur, X. J Biol Chem 2003. 278, 25468-25480.






Call 1-510-860-4615  
+86-19375157864  
Email [Info@ProMab.com](mailto:Info@ProMab.com)  
Web [www.ProMab.com](http://www.ProMab.com)  
[www.ProMab.cn](http://www.ProMab.cn)

## Protocol

WB - [www.promab.com/protocol/wb.html](http://www.promab.com/protocol/wb.html)  
IHC - [www.promab.com/protocol/ihc.html](http://www.promab.com/protocol/ihc.html)  
ICC - [www.promab.com/protocol/icc.html](http://www.promab.com/protocol/icc.html)  
HCM - [www.promab.com/protocol/hcm.html](http://www.promab.com/protocol/hcm.html)

**Antigen Sequence** is available upon request.

## Products and Services

-  Mouse Monoclonal Antibody
-  Rat Monoclonal Antibody
-  Human Antibody
-  Hybridoma Sequencing
-  Polyclonal Antibody

**For Research Only**

**Application Key:** WB - Western Blot | IHC - Immunohistochemistry | ICC - Immunocytochemistry | FCM - Flow Cytometry | ELISA - Enzyme-linked Immunosorbent Assay | IP - Immunoprecipitation

#20006

## Mouse Monoclonal Antibody to ApoA5 (ab)

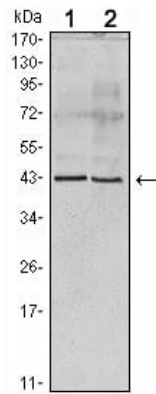


Figure 1: Western blot analysis using ApoA5 mouse mAb against human serum (1) and ApoA5 recombinant protein (2).